

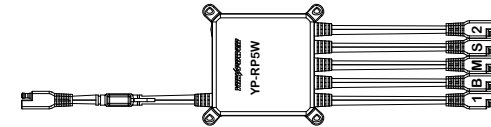


YP-RP5WR  
Installation Instructions  
(2020-01-15)

Southern Audio Services, Inc.  
14763 Florida Blvd., Baton Rouge, La 70819  
225-272-7135 or 800-843-8823  
www.yak-power.com  
southernaudioservices.com



YP-RP5WR  
Installation Instructions  
(2020-01-15)




**General Warnings & Notations:**

All Yak-Power plug and play accessories are specifically designed to work together while maintaining the correct battery polarity throughout the entire Yak Power system. Use of other aftermarket connectors or splicing other connectors into the Yak-Power system may cause damage to the system or to the accessories connected to the system and void your warranty.

**CAUTION:**

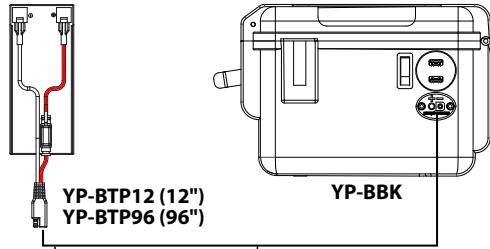
Always pay attention to the actual wire colors of all Yak-Power accessory cables to insure that the RED (+) wire is always connecting to the RED (+) wire on the connector into which it is being plugged.

**BUTTON FUNCTIONS:**

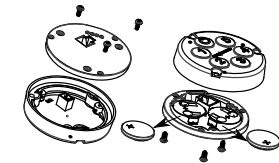
-  Power button: Turns on/off all power to the switching system. When activated keypad icons are backlit with a white light.
- 1** When pressed, button will activate pigtail 1 and turn red.
- 2** When pressed, button will activate pigtail 2 and turn red.
- B** When pressed, button will activate pigtail B (Bow) and turn red.
- M** When pressed, button will activate pigtail M (Midship) and turn red.
- S** When pressed, button will activate pigtail S (Stern) and turn red.



Battery or Battery Box  
Installed Under Hull

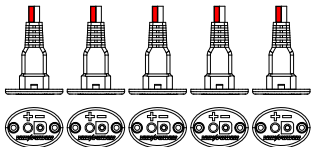


Optional 12VDC  
Connection  
(See internal battery  
installation below if  
not using 12VDC)

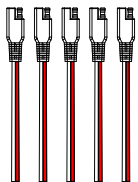


Remove screws from back.  
If first use, remove insulator tabs.  
Otherwise replace batteries  
as needed. Be sure (+) is  
correct orientation!

Output Attachment Options (5 Circuits)  
Max Amperage 15Amp Total

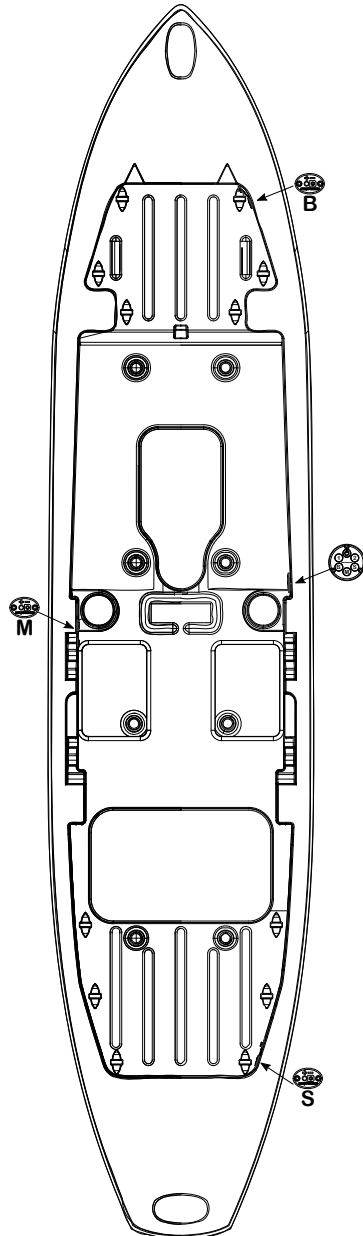


Power Ports  
YP-PMC48S (48")  
YP-PMC96S (96")  
YP-PMC144S (144")

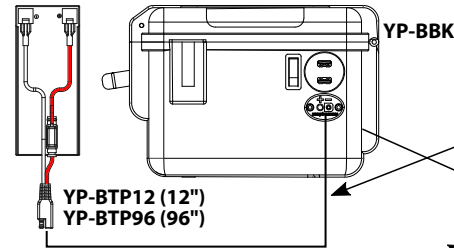


Or  
12VDC Accessory  
Power Plugs  
YP-SAE4 (4")

### YP-RP5WR Installation Instructions (2020-01-15)

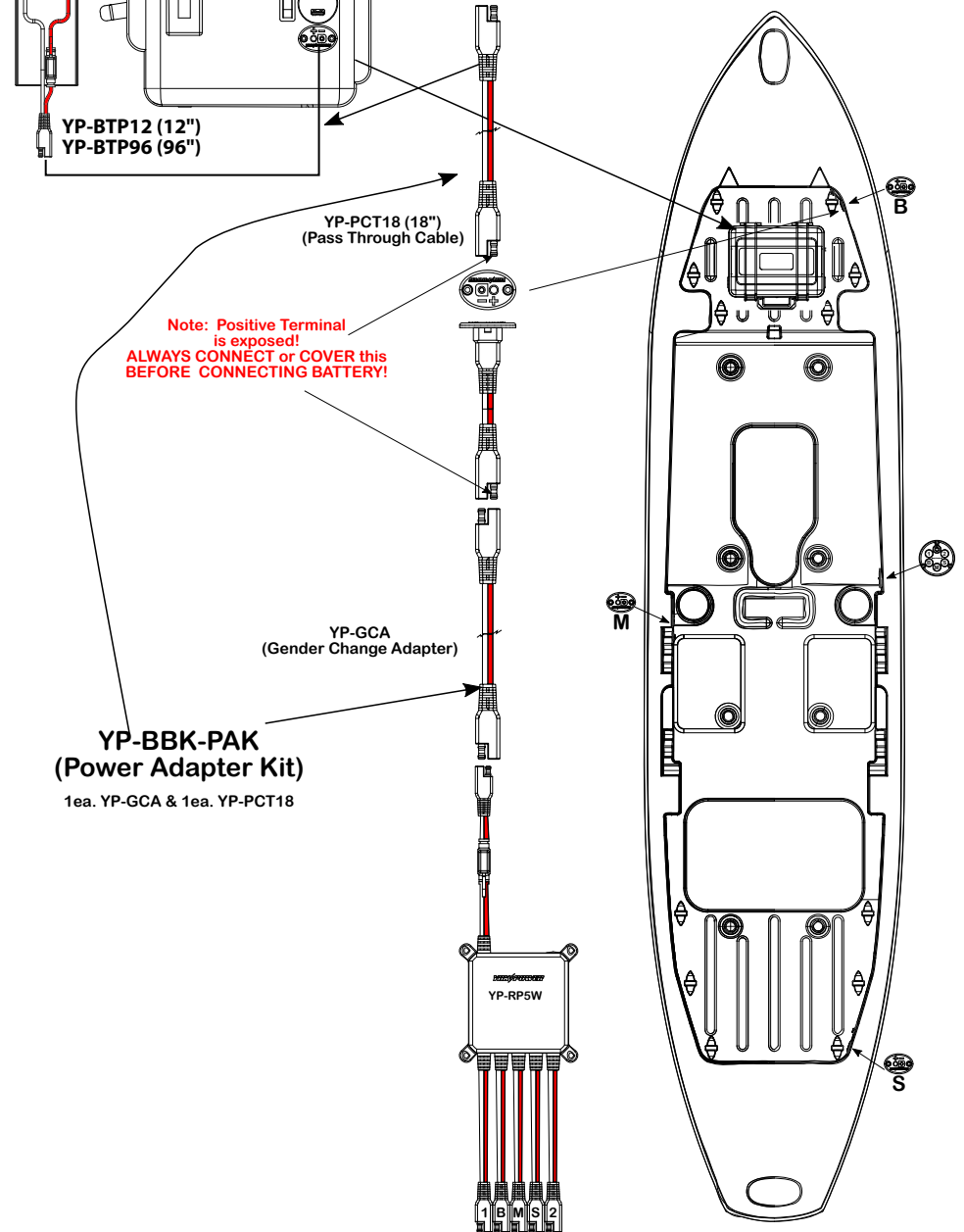


Battery or Battery Box  
Installed Externally



Note: Positive Terminal  
is exposed!  
ALWAYS CONNECT or COVER this  
BEFORE CONNECTING BATTERY!

YP-BBK-PAK  
(Power Adapter Kit)  
1ea. YP-GCA & 1ea. YP-PCT18



### YP-RP5WR Installation Instructions (2020-01-15)